



Louisiana Senate Finance Committee



FY23 Executive Budget

04-141 – Department of Justice

February 2022

*Senator Patrick Page Cortez, President
Senator Bodi White, Chairman*



FY23 Recommended Budget

Schedule 04-141 — Department of Justice

Departmental mission — The mission of the Office of the Attorney General is to protect the people and resources of the State of Louisiana by providing superior legal representation and interpretation, professional and effective law enforcement, and public education programs.



04-141 Department of Justice
Statewide Elected Official
Attorney General Jeff Landry





Dept. of Justice Program Descriptions

04-141 — Department of Justice

Agency	Program Description
Administrative	Administers the Executive Office of the Attorney General, the First Assistant Attorney General, and the Administrative Services Division. The program provides managerial and financial oversight for the department.
Civil Law	Provides professional legal services in defense of the state's constitution and statutory laws, as well as advocate on behalf of the citizens and businesses of Louisiana against unfair trade practices and fraud.
Criminal Law & Medicaid Fraud	This program prosecutes criminal cases and other matters referred to the division; investigates violations of criminal laws, including cases of Medicaid Fraud, nursing home abuse, and other violations; maintains integrity in government through investigations of public corruption; assists and protects the state's gaming industry from corruption; and serves all other investigative needs of the department.
Risk Litigation	Provides legal representation for the Office of Risk Management, the Self-insurance Fund, the State of Louisiana and its departments, agencies, boards, and commissions and their officers, officials, employees, and agents in all claims covered by the State Self-insurance Fund, and in all tort claims whether or not covered by the Self-insurance Fund.
Gaming	This program works to regulate the licensed gaming industry. They achieve this by providing oversight to individual gaming entities through the regulation of persons, practices, associations, and activities. They also support and administer necessary corrective rulemaking and legislation.



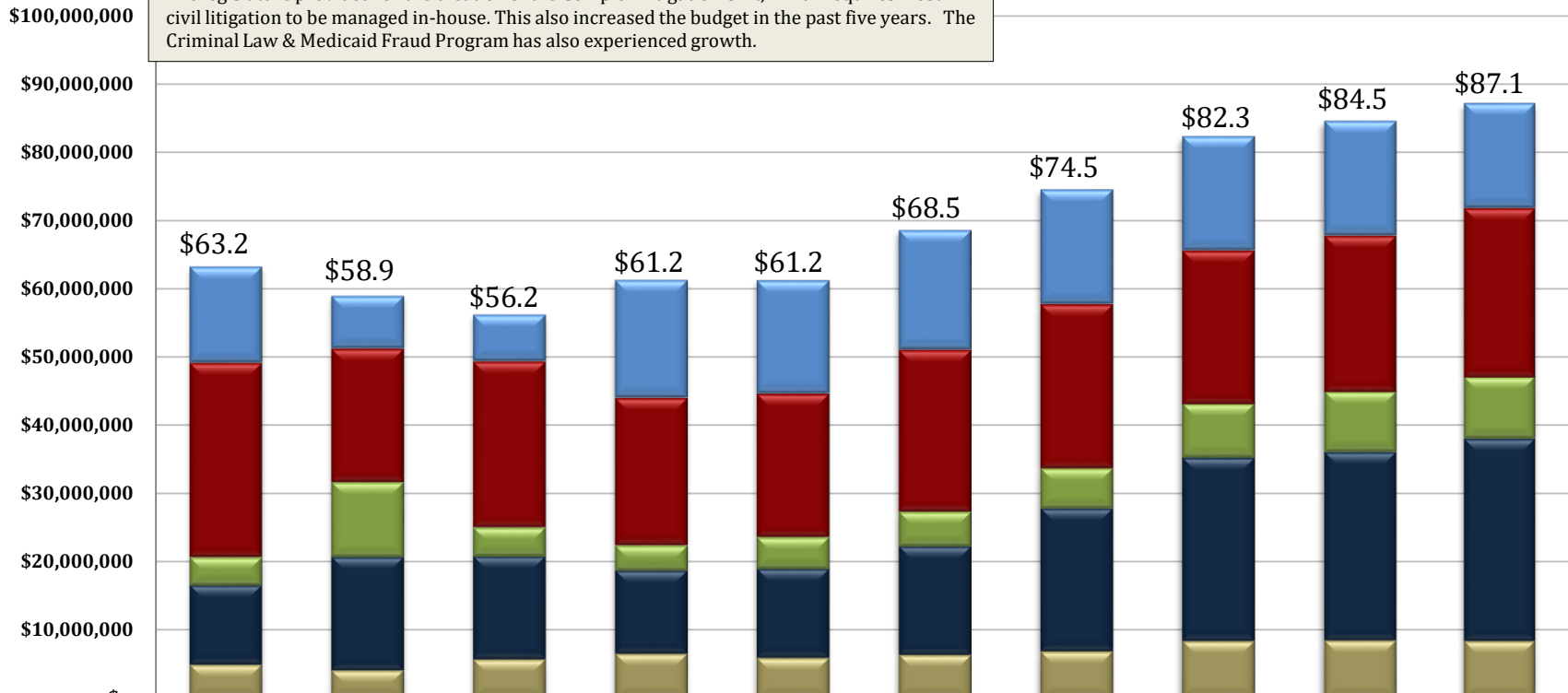
Department of Justice

Changes in Funding since FY15

Total Budget by Fiscal Year and Means of Finance (in \$ millions)

Change from FY15 to FY23 is +37.8%.
Change from FY15 to FY21 is +17.9%.

The legislature provided for the creation of the Complex Litigation Unit, which requires most civil litigation to be managed in-house. This also increased the budget in the past five years. The Criminal Law & Medicaid Fraud Program has also experienced growth.



	FY15 Actual	FY16 Actual	FY17 Actual	FY18 Actual	FY19 Actual	FY20 Actual	FY21 Actual	FY22 Enacted	FY22 as of 12/1/21	FY23 Rec
■ SGF	\$14,016,254	\$7,639,590	\$6,813,770	\$17,181,851	\$16,554,782	\$17,437,391	\$16,740,820	\$16,702,705	\$16,759,976	\$15,332,745
■ IAT	\$28,422,106	\$19,559,775	\$24,287,009	\$21,595,433	\$20,985,405	\$23,680,766	\$23,998,422	\$22,442,354	\$22,836,325	\$24,739,738
■ FSGR	\$4,159,720	\$10,990,541	\$4,294,420	\$3,714,580	\$4,675,593	\$5,096,091	\$5,938,263	\$7,876,174	\$8,841,973	\$8,975,268
■ STAT DED	\$11,693,385	\$16,662,508	\$15,114,346	\$12,267,588	\$13,106,074	\$15,956,134	\$20,945,465	\$26,876,787	\$27,627,681	\$29,665,328
■ FED	\$4,890,205	\$4,067,921	\$5,699,017	\$6,488,184	\$5,902,333	\$6,343,293	\$6,857,494	\$8,371,332	\$8,433,923	\$8,379,069



Department of Justice

Statewide Adjustments for FY23 Recommended

State General Fund (Direct)	Interagency Transfers	Fees and Self-generated Revenues	Statutory Dedications	Federal Funds	Total	T.O.	Adjustment
\$16,759,976	\$22,836,325	\$8,841,973	\$27,627,681	\$8,433,923	\$84,499,878	507	FY22 Existing Operating Budget as of 12-1-21
\$0	\$645,403	\$5,979	\$956,742	\$0	\$1,608,124	0	Related Benefits Base Adjustment
\$0	\$112,164	\$0	\$218,015	\$0	\$330,179	0	Retirement Rate Adjustment
\$0	\$31,015	\$0	\$58,400	\$0	\$89,415	0	Group Insurance Rate Adjustment for Active Employees
\$0	\$8,100	\$0	\$21,109	\$0	\$29,209	0	Group Insurance Rate Adjustment for Retirees
(\$143,981)	\$1,390,273	\$13,730	\$1,837,843	\$0	\$3,097,865	0	Salary Base Adjustment
(\$844,822)	(\$992,489)	\$0	(\$603,566)	\$0	(\$2,440,877)	0	Attrition Adjustment
(\$345,639)	(\$258,395)	\$0	\$0	\$0	(\$604,034)	(6)	Personnel Reductions
\$0	\$117,599	\$35,198	\$621,962	\$82,754	\$857,513	0	Acquisitions & Major Repairs
\$0	(\$153,386)	(\$64,775)	(\$1,736,956)	(\$171,285)	(\$2,126,402)	0	Non-recurring Acquisitions & Major Repairs
(\$57,271)	(\$393,971)	(\$965,799)	(\$750,894)	(\$62,591)	(\$2,230,526)	0	Non-recurring Carryforwards
(\$5,166)	\$0	\$0	\$0	\$0	(\$5,166)	0	Risk Management
(\$25,123)	\$0	\$0	\$0	\$0	(\$25,123)	0	Legislative Auditor Fees
\$0	\$0	\$150,000	\$11,696	\$0	\$161,696	0	Rent in State-owned Buildings
\$0	\$0	\$0	\$1,945	\$0	\$1,945	0	Maintenance in State-Owned Buildings
\$0	\$0	\$0	\$1,052	\$0	\$1,052	0	Capitol Police
\$0	\$0	\$0	\$1,918	\$0	\$1,918	0	UPS Fees
\$0	\$0	\$0	\$23,480	\$0	\$23,480	0	Office of Technology Services (OTS)
\$0	\$681,815	\$0	\$1,316,039	\$0	\$1,997,854	0	27th Pay Period
(\$5,229)	\$0	\$0	\$0	\$0	(\$5,229)	0	Office of State Procurement
(\$1,427,231)	\$1,188,128	(\$825,667)	\$1,978,785	(\$151,122)	\$762,893	(6)	Total Statewide Adjustments
\$0	\$0	\$899,560	(\$899,560)	\$0	\$0	0	TOTAL MEANS OF FINANCING SUB ADJUSTMENT
\$0	\$0	\$0	\$332,913	\$0	\$332,913	3	TOTAL NEW AND EXPANDED ADJUSTMENTS
\$0	\$715,285	\$59,402	\$625,509	\$96,268	\$1,496,464	0	TOTAL OTHER ADJUSTMENTS ADJUSTMENT
\$15,332,745	\$24,739,738	\$8,975,268	\$29,665,328	\$8,379,069	\$87,092,148	504	Total FY23 Recommended Budget
(\$1,427,231)	\$1,903,413	\$133,295	\$2,037,647	(\$54,854)	\$2,592,270	(3)	<i>Total Adjustments (Statewide and Agency-Specific)</i>



Department of Justice

Agency-Specific Adjustments Recommended for FY23

Total Means of Financing Substitution Adjustments

State General Fund (Direct)	Interagency Transfers	Fees and Self-generated Revenues	Statutory Dedications	Federal Funds	Total	T.O.	Adjustment
\$0	\$0	\$899,560	(\$899,560)	\$0	\$0	0	CRIMINAL LAW/FRAUD -Means of finance substitution removes funding from the Statutorily Dedicated Insurance Fraud Investigation Fund and increases the fund account re-classified as Fees & Self-generated Revenue in accordance with Act 114 of the 2021 Regular Legislative Session.
\$0	\$0	(\$260,000)	(\$899,560)	\$0	\$0	0	Total Means of Financing Substitution Adjustments

Total New and Expanded Adjustments

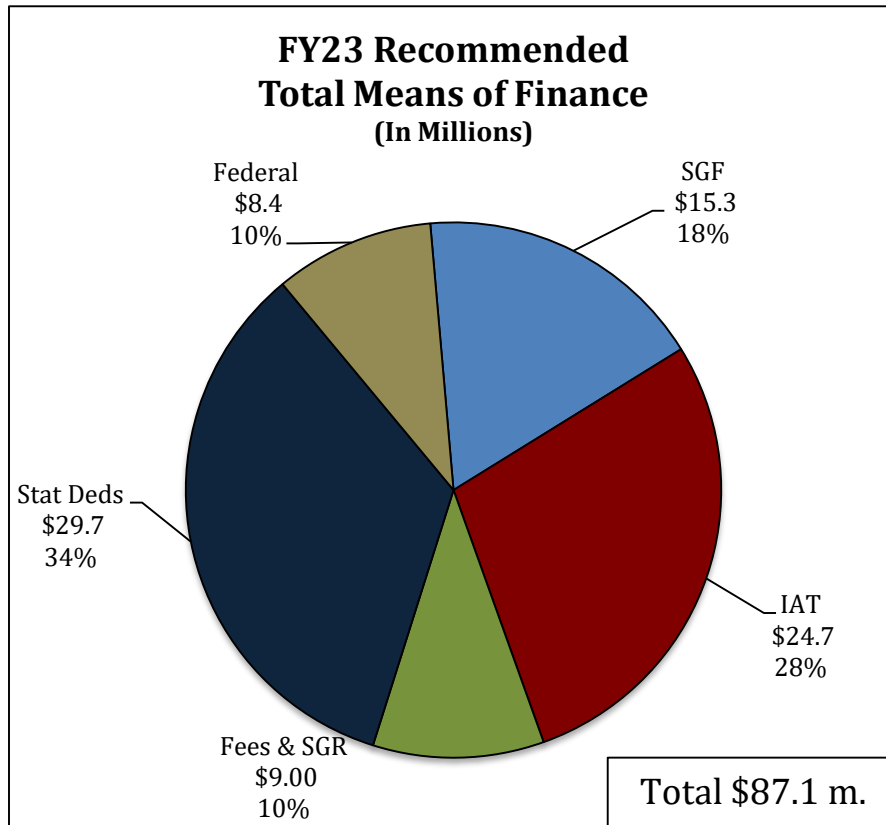
State General Fund (Direct)	Interagency Transfers	Fees and Self-generated Revenues	Statutory Dedications	Federal Funds	Total	T.O.	Adjustment
\$0	\$0	\$0	\$332,913	\$0	\$332,913	3	GAMING -Act 440 of the 2021 Regular Session establishes the administration of certain sports wagering gaming. This adjustment provides funding for three (3) authorized T.O. positions including (2) Attorneys and (1) Administrative Assistant along with the associated expenses for the expansion of work related to sports wagering. These expenses will be funded from Statutory Dedications out of the Louisiana Sports Wagering Enforcement Fund created by Act 80 of the 2021 Regular Session.
\$0	\$0	\$0	\$332,913	\$0	\$332,913	3	Total New and Expanded Adjustments

Other Adjustments

State General Fund (Direct)	Interagency Transfers	Fees and Self-generated Revenues	Statutory Dedications	Federal Funds	Total	T.O.	Adjustment
\$0	\$0	\$0	\$191,275	\$0	\$191,275	0	ADMINISTRATIVE -Increase in appropriations for the acquisition and replacement of computers, printers, computer accessories, and various related business and legal software. This includes funding from Statutory Dedications out of the Department of Justice Legal Support Fund (\$104,346) and the Department of Justice Debt Collection Fund (\$86,929).
\$0	\$0	\$50,709	\$50,709	\$1,000	\$102,418	0	CIVIL LAW -Increase in appropriations for the acquisition and replacement of computers, printers, computer accessories, and various related business and legal software. This includes funding from Statutory Dedications out of the Department of Justice Legal Support Fund (\$49,331) and the Department of Justice Debt Collection Fund (\$1,378).
\$0	\$369,040	\$0	\$0	\$0	\$369,040	0	CIVIL LAW -Increase in interagency transfer agreements with various state agencies for legal representation services.
\$0	\$12,048	\$8,693	\$141,866	\$95,268	\$257,875	0	CRIMINAL LAW/FRAUD -Increase in appropriations for the acquisition and replacement of computers, printers, computer accessories, and various related business and legal software. This includes funding from Statutory Dedications out of the Department of Justice Debt Collection Fund (\$110,110) and the Medical Assistance Programs Fraud Detection Fund (\$31,756).
\$0	\$334,197	\$0	\$0	\$0	\$334,197	0	RISK LITIGATION -Increase in appropriations for the acquisition and replacement of computers, printers, computer accessories, and various related business and legal software.
\$0	\$0	\$0	\$241,659	\$0	\$241,659	0	GAMING -Increase in appropriations for the acquisition and replacement of computers, printers, computer accessories, and various related business and legal software. This includes funding from Statutory Dedications out of the Video Draw Poker Device Fund (\$115,789), the Riverboat Gaming Enforcement Fund (\$71,897), and the Pari-mutuel Live Racing Facility Gaming Control Fund (\$53,973)
\$0	\$715,285	\$59,402	\$625,509	\$96,268	\$1,496,464	0	Total Other Adjustments



Department of Justice FY23 Recommended Means of Finance



Non-SGF Sources of Funding:

Statutory Dedications are from the Department of Justice Legal Support Fund (S), Department of Justice Debt Collection Fund (S), Tobacco Settlement Enforcement Fund (S), the Tobacco Control Special Fund (S), the Louisiana Fund (C), Insurance Fraud Investigation Fund (S), the Sex Offender Registry Technology Fund (S), the Medical Assistance Program Fraud Detection Fund (S), the Riverboat Gaming Enforcement Fund (S), Pari-Mutuel Live Racing Facility Gaming Control Fund (S), and the Video Draw Poker Device Fund (S).

Interagency transfers are derived from various state agencies for legal services. Interagency transfers are provided from the Louisiana Commission on Law Enforcement to provide educational programming, domestic violence training, and crime victims assistance. The department also receives Interagency Transfers from the Office of Risk Management and from gaming control agencies for legal services.

Fees and Self-generated revenues are derived from the Louisiana Lottery Commission, from participation in the U.S. Department of Justice Federal Forfeiture program, and also from legal services for boards and commissions.

Federal Funds are derived from the Department of Housing and Urban Development for the Administration and Enforcement of the Louisiana open housing law, from the Department of Health and Human Services Medicaid Fraud Unit, and from the U.S. Department of Justice for internet crimes against children initiatives.



Department of Justice Dedicated Funds

FY21, FY22, and FY23

Dedicated Funds	Source of Funding	FY21 Actual	FY22 EOB	FY23 Recommended
Dept. of Justice Debt Collection Fund	Up to 25% of collected debt	\$3,186,135	\$4,606,373	\$7,053,635
Dept. of Justice Legal Support Fund	Settlements & judgments	\$7,798,621	\$10,398,736	\$10,104,287
Insurance Fraud Investigation Fund	Premium assessments	\$596,760	\$967,147	\$0
Louisiana Fund	Tobacco settlement funds	\$1,138,547	\$2,572,074	\$2,169,373
Medical Assistance Programs Fraud Detection Fund	Settlements & judgments from fraud abuse cases	\$1,843,795	\$2,078,793	\$2,081,372
Pari-mutuel Live Racing Fac. Gaming Control Fund	Gaming taxes	\$579,603	\$874,423	\$891,107
Riverboat Gaming Enforcement Fund	Gaming taxes	\$2,072,427	\$2,206,841	\$2,252,500
Sports Wagering Enforcement Fund	Licensing and permit fees	\$0	\$0	\$332,913
Tobacco Control Special Fund	Fees on stamping agents	\$3,829	\$15,000	\$15,000
Tobacco Settlement Enforcement Fund	State general fund for enforcement of the Tobacco Settlement	\$400,000	\$400,000	\$400,000
Video Draw Poker Device Fund	Gaming taxes	\$3,224,746	\$3,508,294	\$4,365,141
TOTALS		\$20,844,463	\$27,627,681	\$29,665,328

- **Statutory Dedications** make up 34 percent of the Department of Justice’s FY23 Recommended budget at \$29.7 million.
- The **Department of Justice Debt Collection Fund** increased by \$2.4 million over the FY22 existing operating budget.
- The **Insurance Fraud Investigation Fund** was re-classified as Fees and Self-generated Revenues in accordance with Act 114 of the 2021 Regular Legislative Session.



Department of Justice

FY22 Enacted vs. FY23 Recommended Means of Finance by Agency

This chart shows the difference between FY22 Enacted and FY23 Recommended, including changes in Means of Finance.

04-141 — Department of Justice

FY23 Recommended Means of Financing by Agency

Total MOF by Agency for FY23	SGF	IAT	FSGR	Stat Deds	Federal	Total	FY22 Enacted Total	Difference FY22 Enacted to FY23 Recommended
Administrative	\$3,229,617	\$0	\$0	\$5,132,877	\$749,629	\$9,112,123	\$9,469,506	(\$357,383)
Civil Law	\$7,805,392	\$2,114,484	\$6,874,945	\$10,747,750	\$611,811	\$28,154,382	\$26,820,237	\$1,334,145
Crim. Law & Medicaid Fraud	\$4,297,736	\$860,018	\$1,988,217	\$5,943,040	\$7,017,629	\$20,106,640	\$19,460,565	\$646,075
Risk Litigation	\$0	\$21,418,539	\$0	\$0	\$0	\$21,418,539	\$19,514,123	\$1,904,416
Gaming	\$0	\$346,697	\$112,106	\$7,841,661	\$0	\$8,300,464	\$7,004,921	\$1,295,543
Dept. of Justice	\$15,332,745	\$24,739,738	\$8,975,268	\$29,665,328	\$8,379,069	\$87,092,148	\$82,269,352	\$4,822,796
FY22 Enacted Total	\$16,702,705	\$22,442,354	\$7,876,174	\$26,876,787	\$8,371,332	\$82,269,352		
Difference FY22 Enacted to FY23 Recommended	(\$1,369,960)	\$2,297,384	\$1,099,094	\$2,788,541	\$7,737	\$4,822,796		

The FY23 Recommended Budget for the Department of Justice is an increase of **\$4.8 million** over FY22 Enacted. This equates to a percentage increase of 5.9%.

In FY23, Statutory Dedications saw the largest increase of **\$2.8 million** from the Department of Justice Debt Collection Fund. Interagency Transfers increased by **\$2.3 million** and Fees and Self-generated Revenues saw an increase of **\$1.1 million** over the FY22 Enacted Budget. There was a decrease in State General Fund of **(\$1,369,960)**.



Categorical Expenditures

Examples of Categories

Departments expend funding in the five major categories listed below.

Personal Services

- Salaries – Regular, overtime, and termination pay for Classified and Unclassified personnel.
- Other Compensation – Wages, student labor, compensation for board members and/or board of trustees, evening instruction, university instructors, etc.
- Related Benefits – Retirement contributions, post-retirement contributions/benefits, FICA tax, Medicare tax, group insurance contributions, compensated absences, other related benefits, taxable fringe benefits, etc.

Total Operating Expenses

- Travel – In-state and Out-of-state, including meal reimbursement.
- Operating Services – Advertising, printing, insurance, maintenance, rentals, data processing, internet costs, dues and subscriptions, mail delivery, telephones, data lines, vehicle tracking and telematics, utilities, depreciation, amortization, banking services, credit card fees, etc.
- Supplies – office supplies and equipment, computers, clothing and uniforms, medical, pharmaceutical, food, automotive, repair and maintenance, software, etc.

Professional Services – Accounting, auditing, management consulting, engineering, architectural, legal, medical and dental, veterinary, information technology, etc.

Total Other Charges

- Other Charges – Aid to school boards, local government, etc.; public assistance; miscellaneous charges; judgments, fines, and penalties; interest on judgments; punitive/compensatory damages; OC personal services, operating expenses, professional services; contract attorney expenses; recoupments; furlough; contractual services; interest expense; claim payments; commercial group insurance; reinsurance; loans issued; disbursements; etc.
- Debt Service – Principal, interest, related charges, reserve requirement, amortization, and bond premiums.
- Interagency Transfer Line-Item Expenditure – Any expenses paid for with Interagency Transfers – from commodities and services to equipment.

Acquisitions and Major Repairs

- Acquisitions – Land; buildings; automobiles; aircraft; accessories; equipment; software; hardware; farm and heavy equipment; boats; capital outlay expenditures; construction; etc.
- Major Repairs – Land improvement; buildings; automotive; grounds; boats; aircraft; movable equipment; farm equipment; medical; office; library; education; recreation; communication; other equipment; pollution remediation; etc.

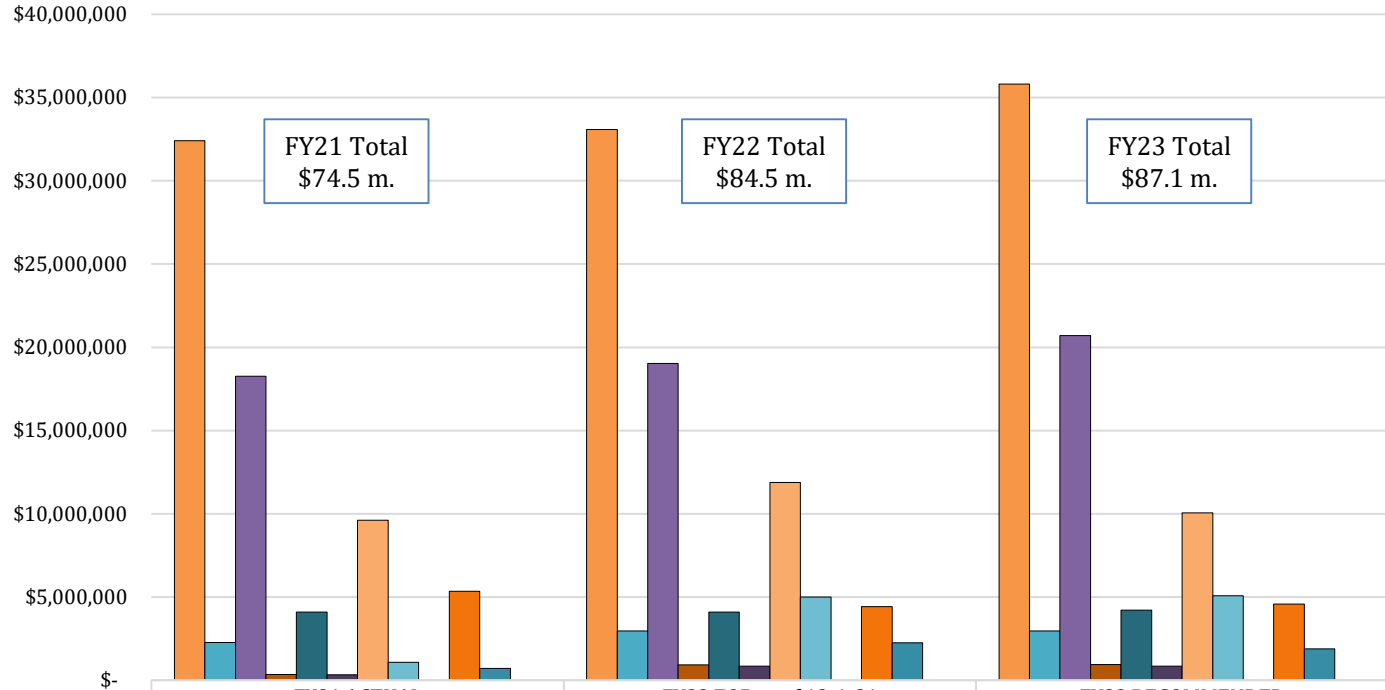


Department of Justice Categorical Expenditures FY21, FY22, and FY23

For FY23 Recommended, the largest Expenditure Category is Personal Services, which makes up over 68.3 percent of Total Expenditures.

Professional Services, which make up over 11.6 percent of Total Expenditures, includes expenditures for specialized legal and expert witness services, legal files and case management costs, and domestic violence professional training services for law enforcement.

Other Charges contributes roughly 11.1 percent and includes expenditures from Interagency Transfers and for Consumer Enforcement Fund Expenses.



	FY21 ACTUAL	FY22 EOB as of 12-1-21	FY23 RECOMMENDED
Personal Services			
Salaries	\$32,406,844	\$33,076,469	\$35,802,317
Other Compensation	\$2,266,883	\$2,956,689	\$2,956,689
Related Benefits	\$18,262,419	\$19,025,561	\$20,706,305
Operating Expenses			
Travel	\$344,278	\$926,715	\$949,715
Operating Services	\$4,104,347	\$4,092,347	\$4,212,776
Supplies	\$330,391	\$858,465	\$859,965
Professional Services			
Professional Services	\$9,619,128	\$11,884,753	\$10,056,427
Other Charges	\$1,083,787	\$5,003,882	\$5,070,931
Other Charges			
Debt Service	\$-	\$-	\$-
Interagency Transfers	\$5,351,194	\$4,427,957	\$4,582,530
Acquisitions and Major Repairs			
Acquisitions	\$711,193	\$2,247,040	\$1,894,493
Major Repairs	\$-	\$-	\$-

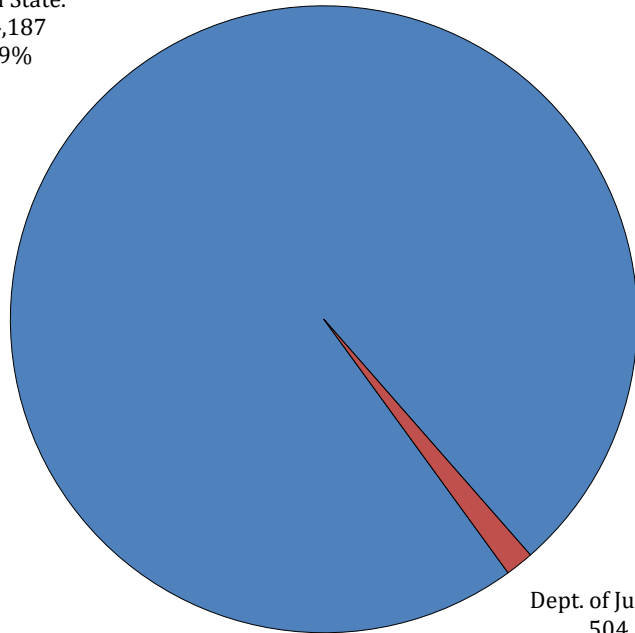


Department of Justice

FTEs, Authorized T.O., and Other Charges Positions

**FY23 Department Employees
as a portion of
FY23 Total State Employees**

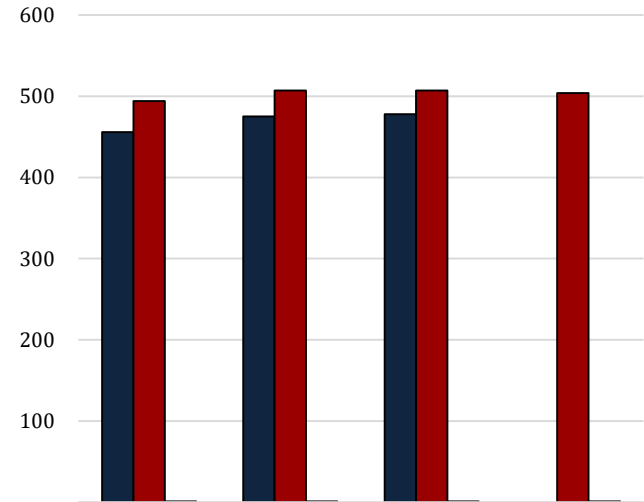
Total State.
34,187
99%



Dept. of Justice
504
1%

FY22 number of funded, but not filled,
positions as of January 31 = 51

**Number
and
Types
of
Positions**



	2020	2021	2022	2023 REC
■ Total FTEs (1st July Report)	456	475	478	-
■ Authorized T.O. Positions	494	507	507	504
■ Other Charges Positions	1	1	1	1

The full-time equivalent or **FTE** definition refers to the number of hours considered full-time. For example, if an agency considers 40 hours full time, and there are two employees working 20 hours per week, those two employees would be 1.0 FTE.

Authorized Positions are those referred to in the Table of Organization (or T.O.) for each department. This count includes only those positions paid for from the Salaries expenditure category for the organization units and agencies include in each department's appropriation. This excludes positions paid for from other expenditure categories, such as wages or per diem.

Other Charges positions are authorized under R.S. 39:2(5)(b) ...

(5)(b) "Authorized other charges positions" means the number of positions in an appropriation bill to be funded by the other charges continuing category of the accounting system for the state. The number may be adjusted during a fiscal year in accordance with law.

- [Act 377 of 2013 by Rep. Burrell]
- Positions coded in the Other Charges expenditure category
- These positions are usually associated with federal grants



Department of Justice

Related Employment Information

Salaries and Related Benefits for the 504 Authorized Positions are listed below in Chart 1.
 In Chart 2, benefits are broken out to show the portion paid for active versus retired employees.
 This is where payments for the Unfunded Accrued Liability (UAL) can be found.

1.

Personal Services	2020 Actual	2021 Actual	2022 Enacted	2023 Recommended
Salaries	\$31,169,200	\$32,406,844	\$33,076,469	\$35,802,317
Other Compensation	\$2,127,148	\$2,266,883	\$2,956,689	\$2,956,689
Related Benefits	\$17,336,939	\$18,262,419	\$19,025,561	\$20,706,305
Total Personal Services	\$50,633,287	\$52,936,146	\$55,058,719	\$59,465,311

Average T.O. Salary = \$70,695.95

Examples of Other Compensation include pay for WAE employees, part-time employees, student workers, etc.

2.

Related Benefits FY23 Recommended	Total Funding	%
Total Related Benefits	\$20,741,367	
UAL payments	\$13,447,589	65%
Retiree Health Benefits	\$1,298,201	
Remaining Benefits*	\$5,995,577	
Means of Finance	General Fund = 24%	Other = 76%

Department Demographics	Total	%
Gender		
Female	334	62
Male	205	38
Race/Ethnicity		
White	401	74.4
Black	121	22.4
Asian	9	1.7
Indian	2	0.3
Two or more Races	3	0.6
Declined to State	3	0.6
Currently in DROP or Eligible to Retire	92	16.7

* Remaining Benefits include employer contribution to authorized positions' retirement, health, Medicare, FICA, Emoluments etc. The authorized positions include authorized T.O. positions and authorized other charges positions, both filled and vacant.

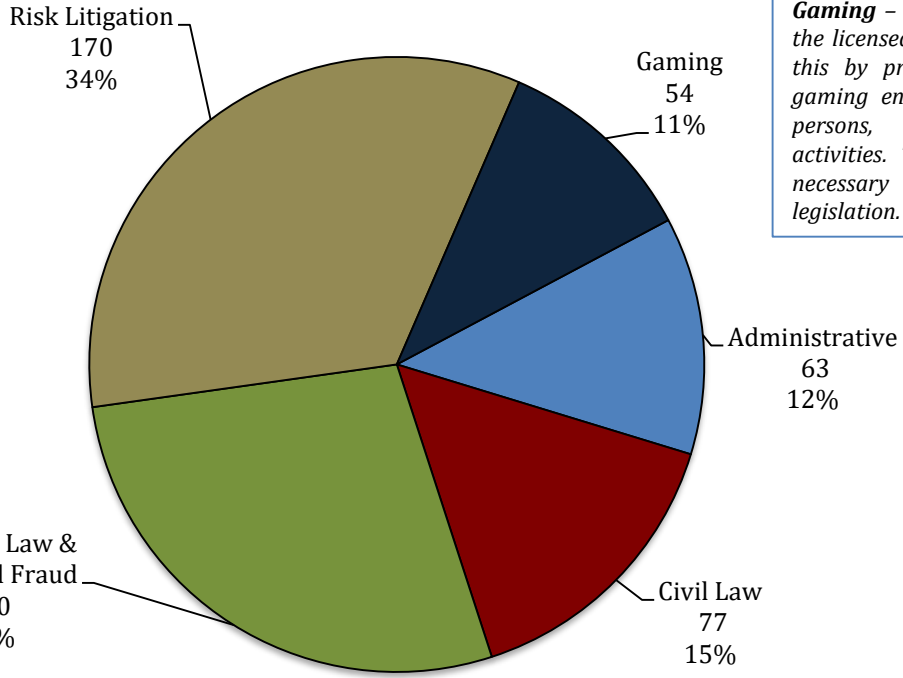
Other Charges Benefits
\$35,062



Department of Justice

FY23 Recommended Total Authorized Positions by Agency

Risk Litigation - These positions provide legal representation for the Office of Risk Management, the Self-insurance Fund, the State of Louisiana and its departments, agencies, boards, and commissions and their officers, officials, employees, and agents in all claims covered by the State Self-Insurance Fund, and in all tort claims whether or not covered by the Self-Insurance Fund.



Gaming - These positions work to regulate the licensed gaming industry. They achieve this by providing oversight to individual gaming entities through the regulation of persons, practices, associations, and activities. They also support and administer necessary corrective rulemaking and legislation.

Administrative - These positions administer the Executive Office of the Attorney General, the First Assistant Attorney General, and the Administrative Services Division.

Criminal Law & Medicaid Fraud - These positions engage in prosecution of criminal cases, investigate violations of criminal laws, including Medicaid fraud, and protect the integrity of the state's gaming industry.

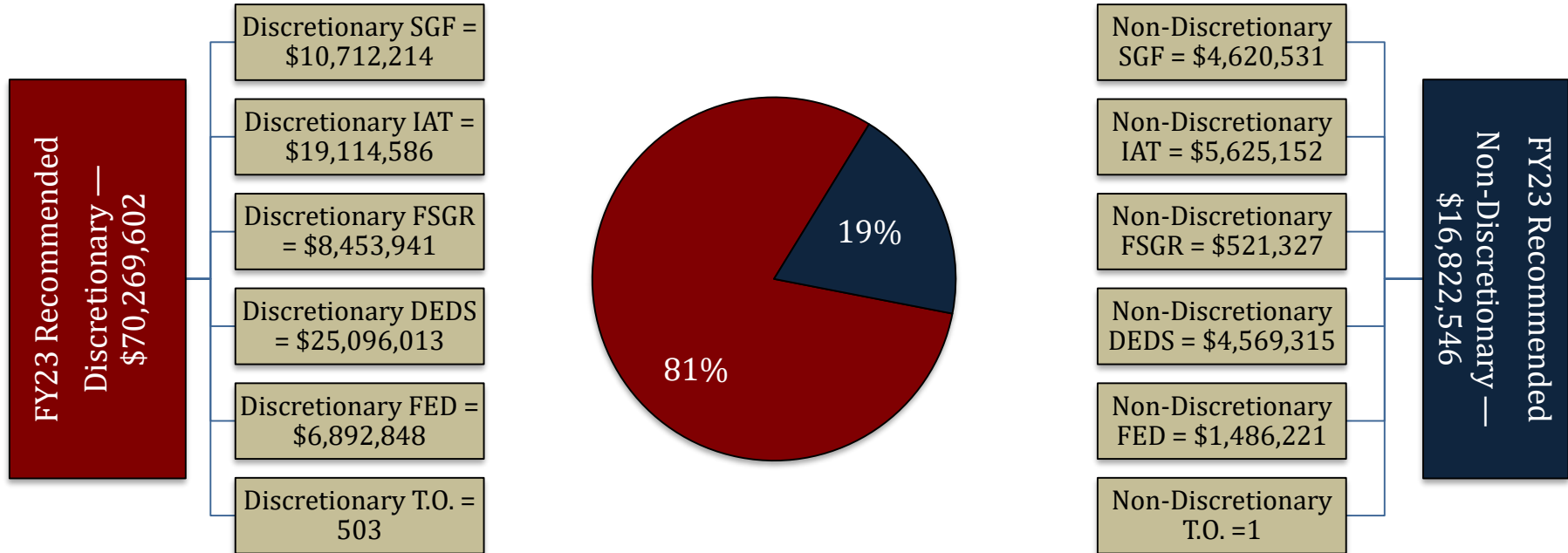
FY23 Recommended Department of Justice	
Administrative	63
Civil Law	77
Criminal Law & Medicaid Fraud	140
Risk Litigation	170
Gaming	54
TOTAL	504

Civil Law - These positions provide legal services in defense of the state's constitution and statutory laws, as well as advocate on behalf of the citizens and businesses of Louisiana against unfair trade practices and fraud.



Department of Justice

FY23 Discretionary/Non-Discretionary Comparison



Total Discretionary Funding by Office		
Administrative	\$ 6,755,840	10%
Civil Law	\$ 24,921,099	35%
Criminal Law & Medicaid Fraud	\$ 16,220,083	23%
Risk Litigation	\$ 16,115,629	23%
Gaming	\$ 6,256,951	9%
Total Discretionary	\$ 70,269,602	100%

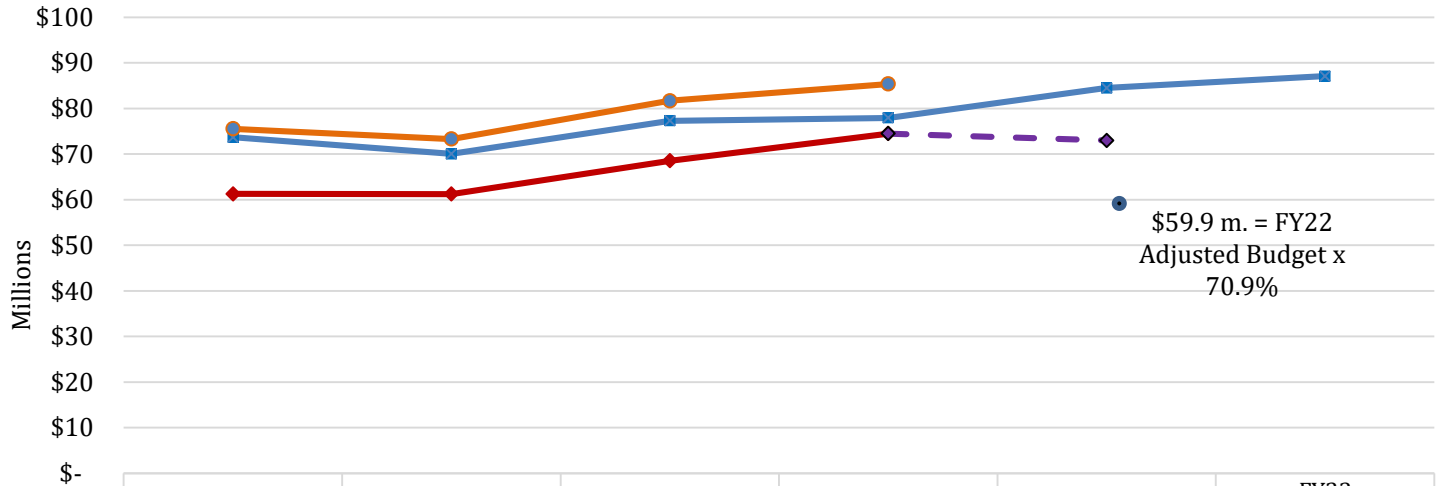
Total Non-Discretionary Funding by Type		
Needed for Debt Service	\$ 1,846,255	11%
Constitutional Requirements	\$ 13,615,400	81%
Unavoidable Obligations	\$ 1,360,891	8%
Total Non-Discretionary	\$ 16,822,546	100%

Debt Service = Rent in State-owned Buildings
Unavoidable Obligations = Retirees Group Insurance; Maintenance in State-owned Buildings; and Legislative Auditor Fees.
Constitutional Requirements = Salary and related benefits of the Attorney General and UAL contributions.



04-141 – Department of Justice Enacted & FYE Budget vs. Actual Expenditures FY18 to FY21

FYE Budget = "Fiscal Year End" Budget includes all in-house and regular BA-7s through June 30 of the fiscal year. For FY22, it is as of January.



**FY22 Known
Supplemental Needs:**
\$

**FY21 General Fund
Reversions:**
\$20,359

	FY18	FY19	FY20	FY21	FY22 EOB	FY23 Recommended
Enacted Budget	\$73,695,850	\$70,027,382	\$77,305,070	\$77,927,995	\$84,499,878	\$87,092,148
FYE Budget	\$75,555,655	\$73,283,304	\$81,695,341	\$85,381,916		
Actual Expenditures	\$61,247,637	\$61,224,187	\$68,513,675	\$74,480,464		
FY22 Expenditure Trend				\$74,480,464	\$72,987,931	

Monthly Budget Activity

	FY22 Adjusted Budget	FY22 Aggregate Expenditures	Remaining Budget Authority	Percent Expended To Date
Jul-21	\$ 82,269,352	\$ 6,107,844	\$ 76,161,508	7.4%
Aug-21	\$ 84,499,878	\$ 11,051,789	\$ 73,448,089	13.1%
Sep-21	\$ 84,499,878	\$ 18,010,019	\$ 66,489,859	21.3%
Oct-21	\$ 84,499,878	\$ 23,601,050	\$ 60,898,828	27.9%
Nov-21	\$ 84,499,878	\$ 29,484,259	\$ 55,015,619	34.9%
Dec-21	\$ 84,499,878	\$ 37,203,528	\$ 47,296,350	44.0%
Jan-22	\$ 84,499,878	\$ 42,576,293	\$ 41,923,585	50.4%

Monthly Budget Activity

	FY22 Adjusted Budget	FY22 Aggregate Expenditures	Remaining Budget Authority	Percent Expended To Date
<i>(Trend based on average monthly expenditures to date)</i>				
Feb-22	\$ 84,499,878	\$ 48,658,621	\$ 35,841,257	57.6%
Mar-22	\$ 84,499,878	\$ 54,740,948	\$ 29,758,930	64.8%
Apr-22	\$ 84,499,878	\$ 60,823,276	\$ 23,676,602	72.0%
May-22	\$ 84,499,878	\$ 66,905,603	\$ 17,594,275	79.2%
Jun-22	\$ 84,499,878	\$ 72,987,931	\$ 11,511,947	86.4%

Historical Year End Average

70.9% 16



Department of Justice

Significant Points of Interest for FY23

- The proposed budget includes \$2.1 million out of the Medical Assistance Programs Fraud Detection Fund and \$6.3 million of matching Federal Funds for the Medicaid Fraud Control Unit. The Control Unit provides investigation services, initiates recovery of Medicaid overpayments, and provides outreach training.
- The department receives \$3.6 million out of the Department of Justice Debt Collection Fund for the Collections Section. The department collected a total of \$23 million in FY21.
- \$332,913 is provided from Statutory Dedications out of the Sports Wagering Enforcement Fund for expanded operations of the Gaming Program due to Act 440 of the 2021 Regular Session, which establishes the administration of certain sports wagering gaming. This funding provides for three (3) additional authorized Table of Organization (T.O.) positions and associated operating expenses.



Department of Justice

Major Initiatives: Medicaid Fraud Control Unit

- The Medicaid Fraud Control Unit (MFCU) within the Office of the Attorney General has existed since 1978. The Unit investigates and prosecutes Medicaid fraud and nursing home abuse. It has been recognized three times as the top state MFCU in the nation.
- For FY23, the MFCU is funded with \$2.1 million from the Medical Assistance Programs Fraud Detection Fund and \$6.3 million of matching Federal Funds. The MFCU opens over 375 investigations of Medicaid fraud annually and provides training programs for law enforcement, health care providers, and professional and community organizations.
- **Medicaid Fraud** is the intentional submission of a false or fraudulent claim to the Louisiana Medicaid program. The most common types of Medicaid fraud include:
 1. Billing for services not rendered
 2. Billing for more expensive services than were actually performed
 3. Making illegal payments to third parties in exchange for business or referrals billed to Medicaid.
- Penalties for Medicaid fraud include imprisonment, fines, civil penalties, and exclusion from Medicaid.
- **Abuse and neglect of the elderly and disabled** residents of health care facilities falls into four general categories including:
 1. Physical abuse
 2. Financial abuse
 3. Sexual abuse
 4. Verbal abuse
- Penalties for abuse and neglect of the elderly and disabled include imprisonment, fines, and prohibition from working in a health care facility for a minimum of 5 years.